Catalog No. A4-13-12E
Published in June 2025

Windracer

1 **Dealing with hot air**

Improved cooling efficiency in summer

2 **Dealing with cold air**

Improved heating efficiency in winter

3 **Cooling and drying**

Shorten the cooling and drying time of machine parts, etc.



Product introduction video

Transform your plant's interior into a comfortable environment! Reduce temperature unevenness by distributing air over long distances.

What SDG Can Do

Installation ideas



Improvement of air conditioning in the factory!
Savings on electricity bill

Visualization

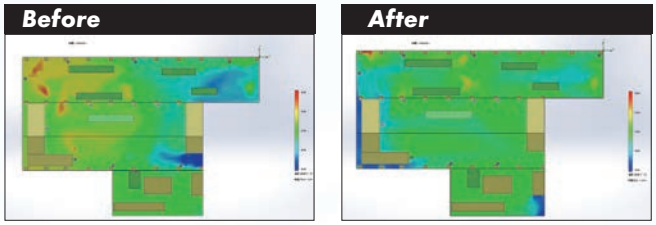

Current status of the customer's factory & improvement simulation after installation

SDG

Dimensional outlines

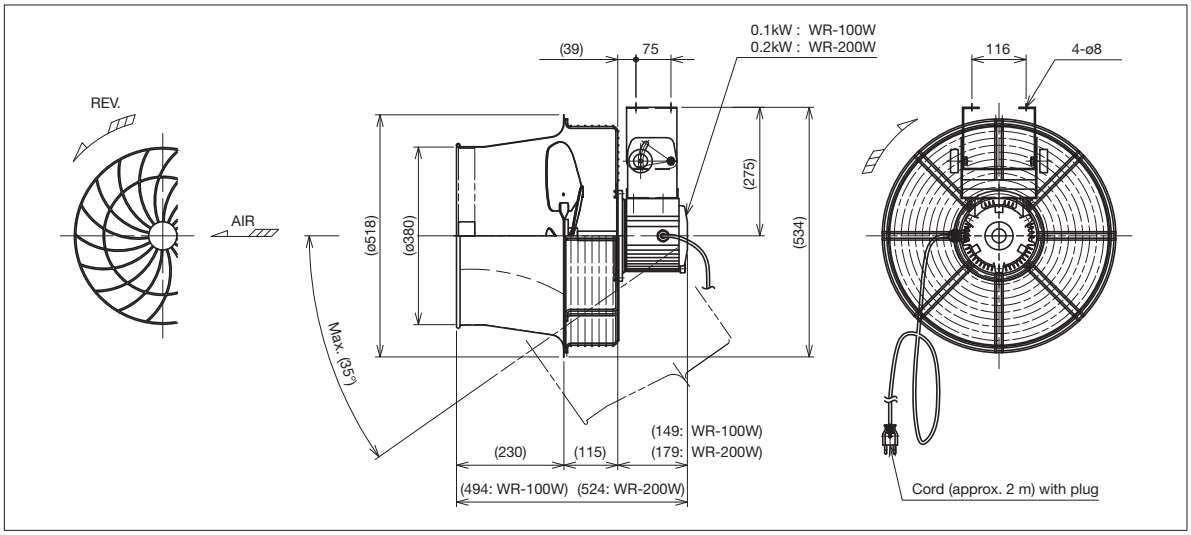

Example of tilt mount



Change the angle as needed!

Installation example



Cool the entire plant with push-pull ventilation!

Standard specifications

Model	Phase	Output (W)	Frequency (Hz)	Voltage (V)	Rated current (A)	Noise (dB (A))	Blowing angle (°)	Weight (kg)
WR-100W	Single	100	50	220 With plug	1.0	56	35	15
WR-200W		200	50		2.2	66		17

Please contact us if you request a different voltage, frequency, plug, etc.

Improving cooling/heating efficiency

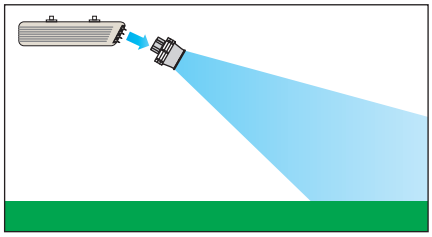

Install a Windracer at the outlet of air conditioners to maintain an efficient and stable supply of warm or cool air.

Drawing off hot air/steam

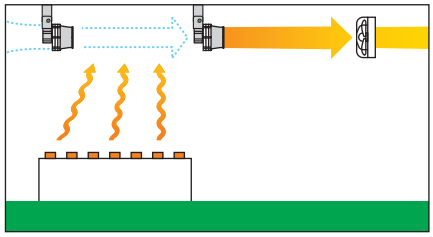

Install Windracer in a series to efficiently send hot air and steam generated within the factory toward ventilation fans.

Localized airflow

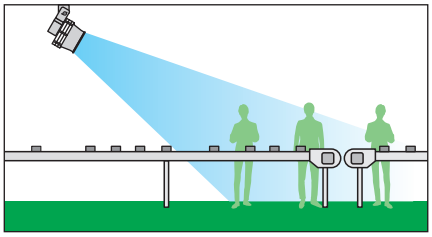

Provide localized airflow for workers performing jobs in high-humidity conditions. (Pinpoint airflow to combat overheating)

SDG Co., Ltd.

Office Location

Japan Head Office (Oversea Sales Engineering Dept.)

TEL : (+81)-72-871-1511

E-mail : web-info@sdg-ing.com

Web site: https://www.sdg-eng.com/en

Contact us